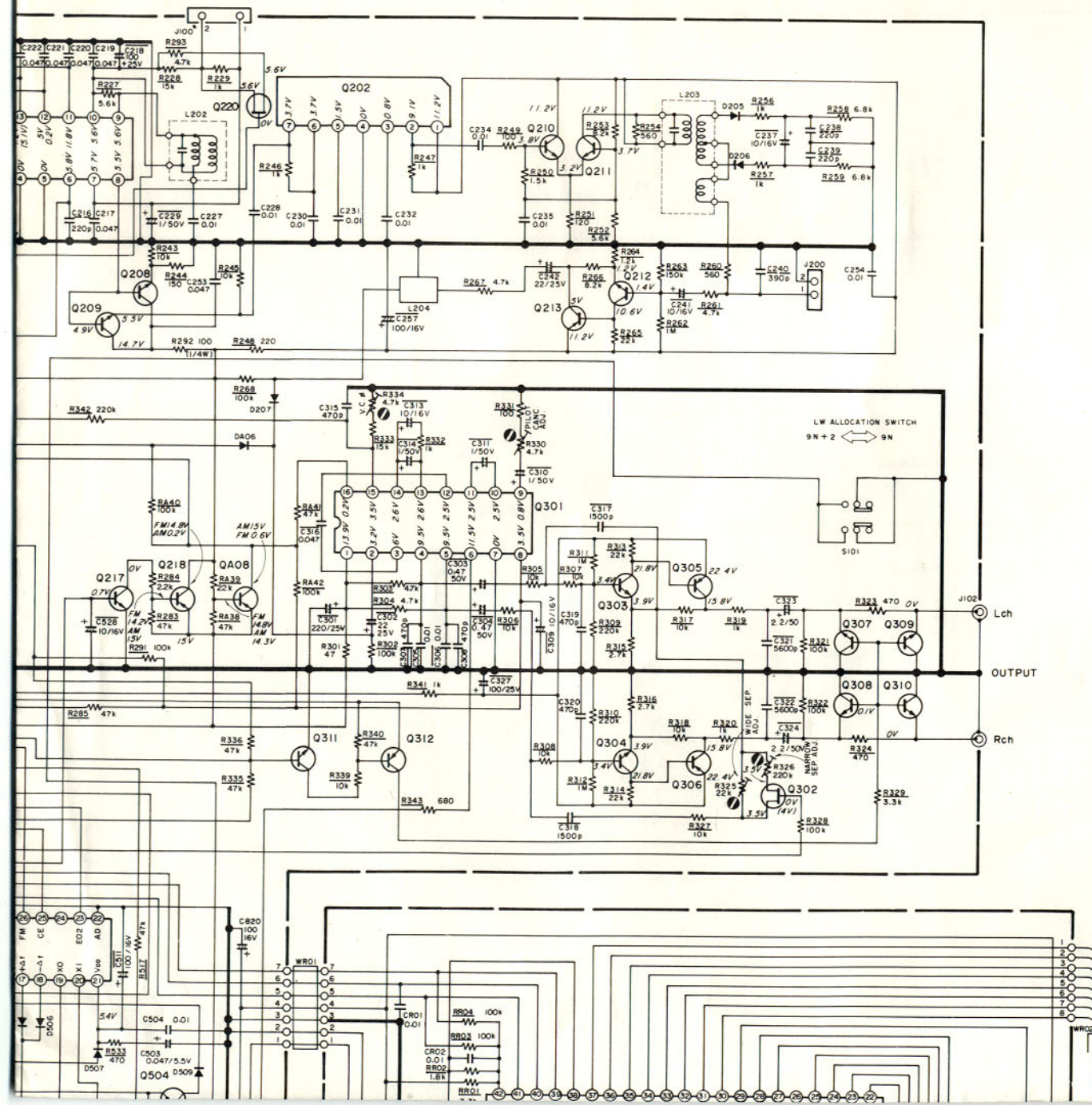


NOTE ON SAFETY :

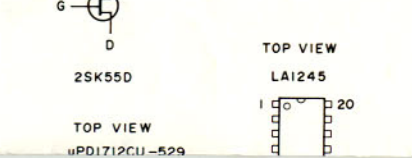

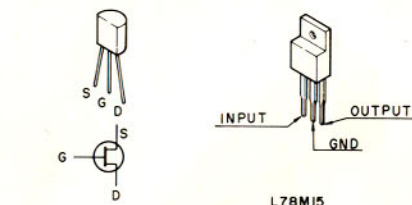
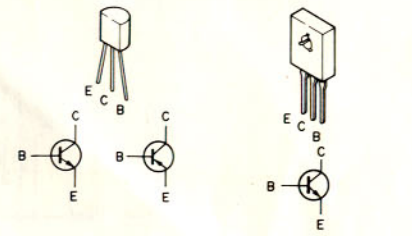
Symbol \triangle Fire or electrical shock hazard. Only original parts should be used to replace any part marked with symbol \triangle . Any other component substitution (other than original type), may increase risk of fire or electrical shock hazard.

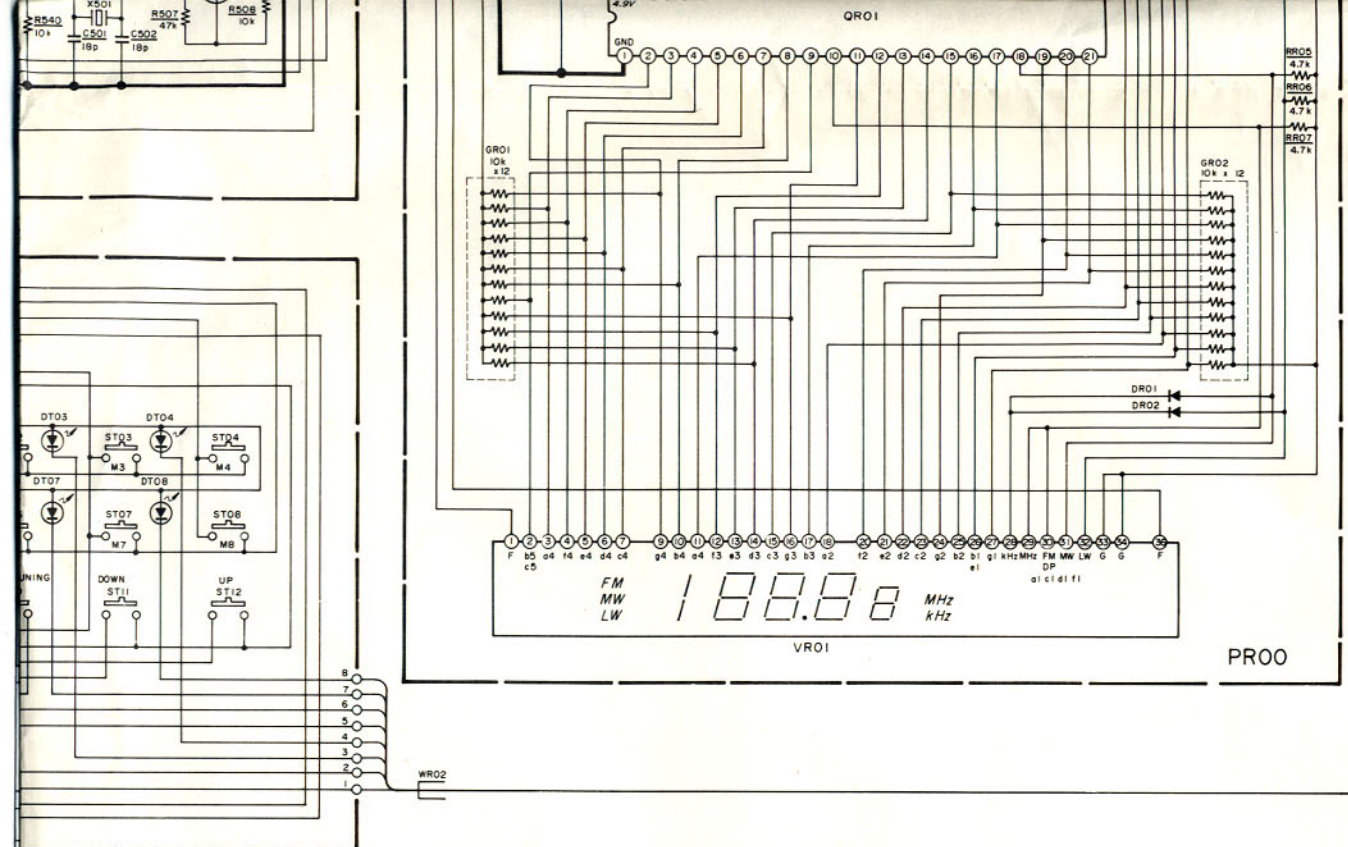
Components and wiring are subject to change for modification

SCHEMATIC DIAGRAM FOR Model ST-54L

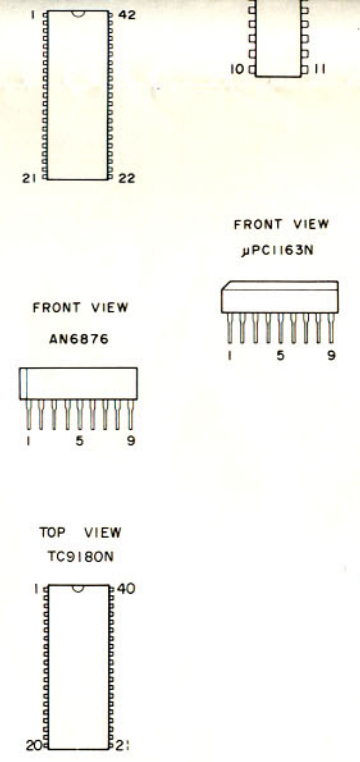


- QA01
- LA1245
- Q101
- AN6876
- Q201
- LA1231N
- Q202
- μPC1163H
- Q301
- 2SD1302(S,T)
- 2SC1740S(R or S)
- 2SA933SP(R or S)
- 2SD985(L,K)
- 2SC1047C
- KB4437
- Q501
- μPD1712CU-529
- Q502
- μPB553AC
- Q801
- NJM78M15A
- Q802
- Q803 ~ Q205
- Q208 ~ Q211
- 2SK30A(Y)
- TC9180N
- 2SC1047C
- QA03, QA05
- 2SK55D
- QA02
- 2SD1302(S,T)
- QA04, QA06, Q302, Q510
- Q220
- 2SK30A(Y)
- QA07, Q212, QA09
- Q214 ~ Q217, Q219, Q303,
- Q304, Q307 ~ Q311, Q506
- Q507 ~ Q509, Q511, Q512
- Q803, Q806, Q807, Q811, Q812
- 2SC536SP(F,G), 2SC2458(Y,G), etc
- QA08, QA10, QA11, Q206
- Q207, Q213, Q218, Q305
- Q306, Q312, Q503, Q504
- 2SA1048(Y,G,R), 2SA608SP(F,G), etc
- Q802, Q804
- 2SD863(E)
- Q805
- 2SK55D
- 2SD985(L,K)
- TOP VIEW
- μPD1712CU-529





- DA08, D201, D202, D203
- D204, D205, D206, D207
- D208, D209, D210, D211, D501
- D502, D503, D504, D505
- D506, D507, D508, D509
- D510, D512
- D515, D809
- DB10, DB16, DR01, DR02
- ISS133, ISS176, MA165, etc
- DT01 ~ DT08
- SLP-981C-50
- DT09 ~ DT17, DU01, DU02
- DA05
- GL-9PR26
- DB11, DB12, DB01 ~ DB08
- RLI03E, DSFI0C
- DA01, DA03, DA09, DA10
- SVC321SP
- DB13
- RD24E
- DT18 ~ DT21
- SEL1121R



"SERVICE INFORMATION IS FOR USE BY QUALIFIED PERSONNEL ONLY – ANY MISADJUSTMENT OR MISALIGNMENT MAY BE TREATED AS A NON-WARRANTY REPAIR BY ANY MARANTZ SERVICE CENTRE –"

Kind of Common Parts

- R***** : RESISTOR
- (1) GD05 - - - 140, Carbon film fixed resistor, ±5% 1/4W
 - (2) GD05 - - - 160, Carbon film fixed resistor, ±5% 1/6W
- C***** : CERAMIC CAP.
- (1) DD1 - - - - 370, Ceramic condenser, disc type (titan condenser) Temp. coeff. P350 ~ N1000 50V
 - (2) DK16 - - - 300, High dielectric constant ceramic condenser, disc type (titan variable) Temp. chara. 2B4 50V

- C***** : ELECTROLY CAP. (⌘) / FILM CAP. (⌘)
- (1) EA - - - - - 10, Electrolytic condenser, one-way lead type, tolerance ±20%
 - (2) DF15 - - - 350, Plastic film condenser, one-way type, Mylar, ±5% 50V

* In case of ordering the common parts, please establish the correct parts number of 10 figures by the procedure "ASSIGNMENT OF COMMON PARTS CODES"